



Total trade in 2022¹

\$218.5
million

EXPORTS
\$119.2 million

IMPORTS
\$99.3 million

Montana's exports to Mexico

Montana's imports from Mexico

■ Metal Ores

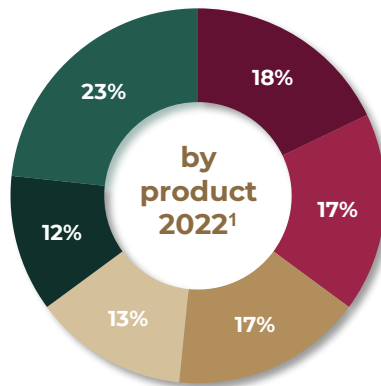
■ Oilseeds & Grains

■ Grain & Oilseed Milling Products

■ Sawmill & Wood Products

■ Motor Vehicle Parts

■ Other



■ Agri., Const., & Mining Machinery

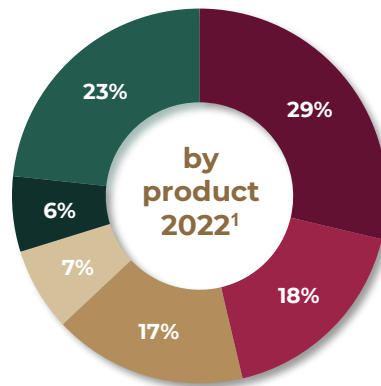
■ Tobacco Products

■ Motor Vehicles

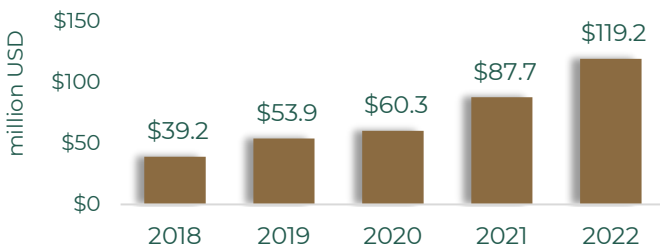
■ Misc. Manufactured Commodities

■ Wood Products

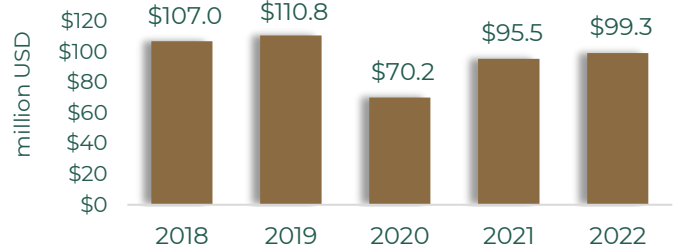
■ Other



Last five years¹



Last five years¹



Mexico is Montana's third largest trade partner

Mexican investments in Montana



Trade with Mexico supports over

16
thousand
jobs in Montana²



Montana's most exported products to Mexico continue to grow (2021 – 2022)¹



Mexico is one of the United States' top trade partners¹ 2022



Mexico is a vital market for U.S.' exports¹

- #1 for 6 states
- #2 for 21 states
- #3 for 6 states

Trade with Mexico supports over
5 MILLION
jobs in the United States²

Mexico's Foreign Direct Investment to the U.S.
2021³

\$48.1 billion

Useful Links

Consulates of Mexico

<http://bit.ly/3wJuQ5M>

Embassy of Mexico in the U.S.

<http://embamex.sre.gob.mx/eua>

Doing Business With Mexico

<http://bit.ly/3RIM3vJ>

1. U.S. Census Bureau, www.census.gov
2. Trade Partnership Worldwide LLC / Business Roundtable, www.businessroundtable.org
3. "FDI Stock by UBO" SelectUSA / U.S. Department of Commerce, www.selectusa.gov

