

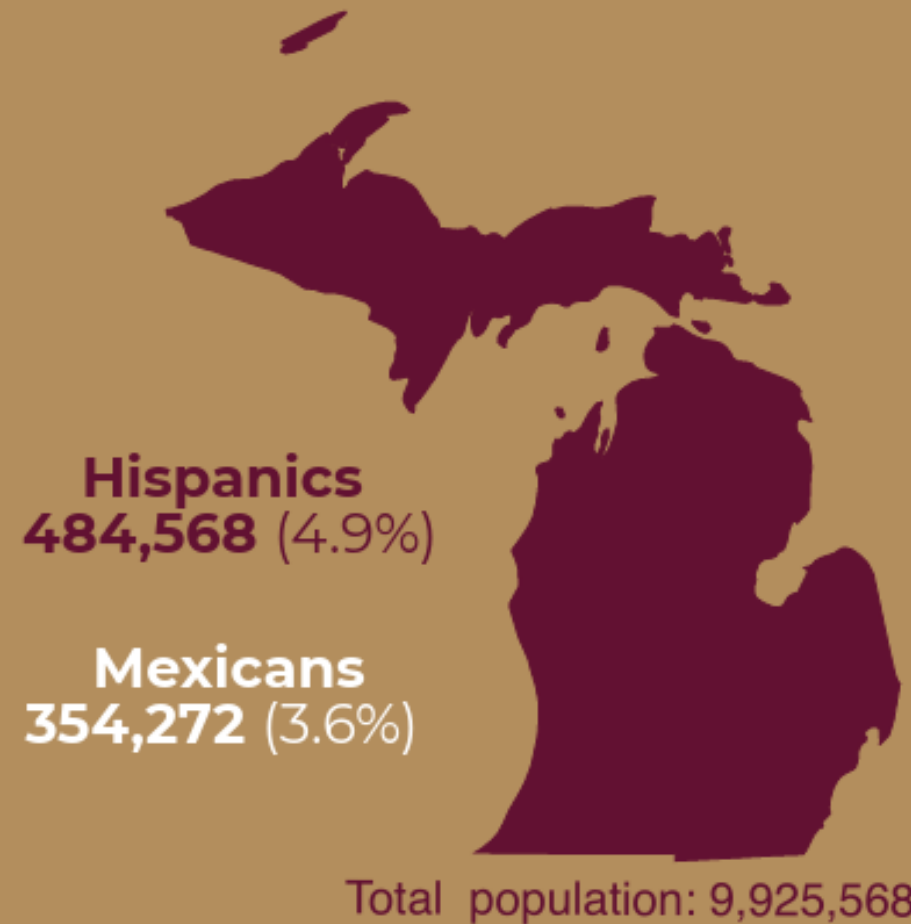
**BASIC FACTS ABOUT  
100 YEARS OF COMMERCIAL RELATIONS  
MEXICO-MICHIGAN**

---



**MÉXICO**  
CONSULADO EN DETROIT

# Mexicans in Michigan



## Top 5 counties with Hispanic population

- 1 Wayne County
- 2 Kent County
- 3 Oakland County
- 4 Ottawa County
- 5 Ingham County

- ✓ **3.3 %** of Michigan's eligible voters are Latinos, and the number is projected to increase in 18.5% in 2020.
- ✓ **\$5.7 B** in spending power of Hispanics in Michigan.
- ✓ **\$594.2 M** in tax contributions from Hispanic immigrant households.

## Mexican Consular Network



Consulate  
of Mexico in  
**Detroit, MI**

**Covers Michigan  
and 33 counties in  
Ohio**

# Michigan is key for the Mexico-U.S. trade partnership

Michigan's trade with Mexico accounts for 11% of total trade flows between Mexico and the U.S.

## Mexico - Michigan Trade Outlook, 2019

- 128,600** Jobs supported by trade with Mexico (2017)
- 11.2 B** Exports to Mexico accounting for 20% of its total exports
- 58.2 B** Imports from Mexico, 41% of its total imports














# Michigan and Mexico are integrated

Mexico - Michigan trade accounts for **\$69.4 billion** and supports regional supply chains specialized in the automotive, electrics and machinery sectors.











**Michigan's exports to Mexico are equal to all US exports to Spain**

## Mexico sends to Michigan

Product HS4	Amount	Share
 Cars	17,158	29%
 Trucks	16,654	29%
 Autoparts	8,753	15%
 Engines	2,507	4%
 Seats	2,139	4%
 Insulated wire	1,148	2%
 Lights for cars	1,007	2%
 Parts for engines	1,004	2%
 Electrical boards	563	1%
 Electrical machines	474	1%



## Michigan sends to Mexico

Product HS4	Amount	Share
 Autoparts	2,623	24%
 Parts for engines	463	4%
 Engines	371	3%
 Articles of plastic	264	2%
 Screws and bolts	230	2%
 Seats	223	2%
 Polymers of ethilene	217	2%
 Trucks	190	2%
 Appliances for thermo valves	186	2%
 Electric batteries	182	2%

\*Millions of U.S. dollars

Source: Secretaria de Economía with data from the U.S. Census Bureau. (2019)

# The automotive industry is a success story

Michigan is key for the automotive regional supply chains, accounting for 37% of total trade of vehicles and their parts between Mexico and the U.S.

**38% U.S. content**  
in Mexican auto exports to the U.S.

**101 B**  
Mexico sends to  
the U.S.



Vehicles and their  
parts (HS 87)

**21 B**  
The U.S. sends  
to Mexico



Source: Secretaria de Economía with data from the U.S. Census Bureau. (2019 data) and De Gortari, A (2017). Disentangling Value Chains.

Source: Asociación Mexicana de la Industria Automotriz

**BASIC FACTS ABOUT  
100 YEARS OF COMMERCIAL RELATIONS  
MEXICO-MICHIGAN**

---



**MÉXICO**  
CONSULADO EN DETROIT