

Mexican Visa Appointment-Scheduling System

<https://citas.sre.gob.mx/>

The screenshot shows the website interface for the Mexican Visa Appointment-Scheduling System. The browser address bar displays <https://citas.sre.gob.mx>. The header includes the Mexican Government logo (GOBIERNO DE MÉXICO) and navigation links for 'Trámites' and 'Gobierno'. Below the header, there is a dark green bar with 'APPOINTMENTS V1.9.2' and a 'Language' dropdown menu. The main content area features a large maroon banner with the text 'RELACIONES EXTERIORES' and 'SECRETARÍA DE RELACIONES EXTERIORES' along with the Mexican coat of arms. To the right of the banner is a white login form. The form includes fields for 'Email' and 'Password', a checkbox for 'I have read and accept the terms and conditions', and buttons for 'Create account' and 'Start'. A link for 'Did you forget your password?' is also present. Two purple arrows with text annotations highlight key features: one points to the 'Language' dropdown with the text 'You may choose from several languages', and another points to the 'Create account' button with the text 'The first time you enter the site you need to create an account'.

Create an account

🏠 APPOINTMENTS V1.9.2
Language ▾

Create an account ?

Consular Offices
(when being not in Mexico)

***Services:** ^

Territorio Nacional
Oficinas Consulares

***Country:** ▾

***State:** ▾

***Default office:** ▾

***Country of birth:** ▾

***Nationality:** ▾

***Name:**

***Father's last name:**

Mother's last name:

***Primary telephone number:**

Alternate telephone number:

***Email address:**

***Set up a password:**

***Confirm password:**

Check the corresponding office according to your location



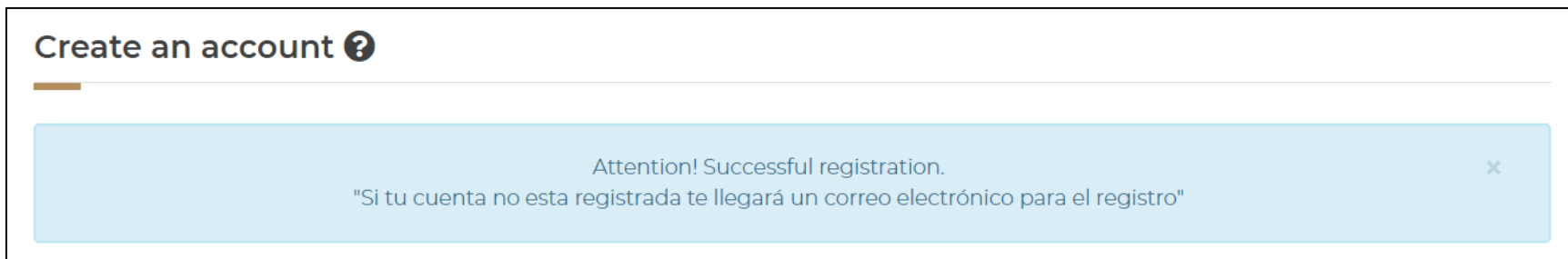
The password must be between 12 and 45 characters long, have at least one number, one uppercase, one lowercase and one non-alphanumeric character (different from a period ".")

Show Password

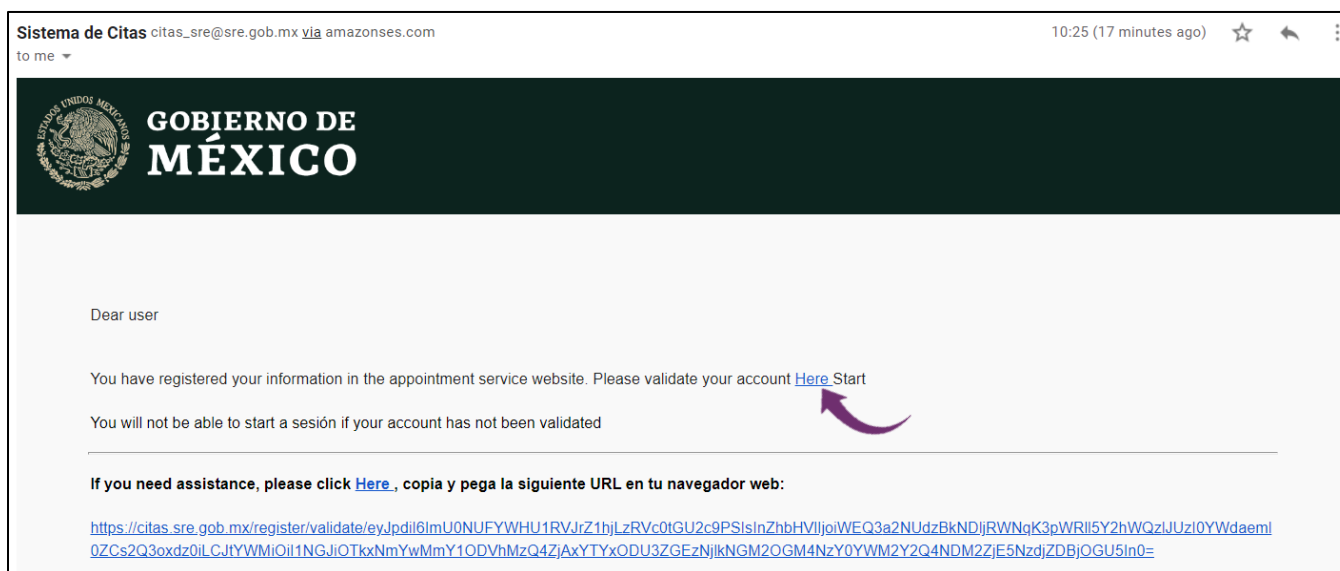
* Required fields

Office:	Jurisdiction:
Embassy of Mexico in China (Beijing)	Chongqing, Gansu, Guizhou, Heilongjiang, Henan, Hebei, Hubei, Jilin, Liaoning, Mongolia Interior, Ningxia, Qinghai, Shandong, Shaanxi, Shanxi, Sichuan, Tianjin, Xizang, Xinjiang, Yunnan.
Consulate General of Mexico in Shanghai	Shangháí, Anhui, Jiangsu, Zhejiang
Consulate General of Mexico in Guangzhou	Guangdong, Fujian, Jiangxi, Hunan, Hainan, Guangxi-Zhuang
Consulate General of Mexico in Hong Kong	Hong Kong, Macao

Once you correctly fill the required fields and click “register”, you will see this prompt at the top of the page:



Go to your registered e-mail to validate your account:



(if you don't see the e-mail in your inbox, check your spam folder)

Once your account is validated, you will have access to the system:

Home Appointments V1.9.2 Check appointments

NAME DISPLAY
(You may also change the language by clicking here)

MiConsulado

Citas en oficinas consulares

This system allows to schedule appointments for offices of the Mexican Secretarial of Foreign Affairs in Mexico or abroad. You may schedule single of group appointments.

Citas de

Schedule

Current appointments Appointment history

To start sheduling an appointment, click "Schedule".

Date	Time	Folio	Applicant	Office	Service	Status	Actions
------	------	-------	-----------	--------	---------	--------	---------

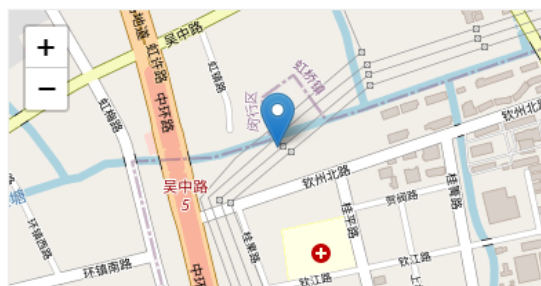
Previous Next

Step 1 : Place Step 2 : Services Step 3 : Documents Step 4 : Contact Step 5 : Calendar

Place selection ?

*Country: Province: *Consular Office:

Choose your office to continue



Office SHANGHAI

Direction Dawning Center, Hongbaoshi Rd. 500 SHANGHAI

Available appointments: A partir de 4 julio 2022
Falta 0 día(s) para esta fecha. ?

Trámites disponibles: Visas, ...ver más.
Available services See all

Observaciones:

If the office that you'll have to apply according to your location doesn't appear, it means there is no availability and you will have to wait until new slots are open.

Step 1 : Place Step 2 : Services Step 3 : Documents Step 4 : Contact Step 5 : Calendar

Place selection ?

*Country: Province: *Consular Office:

YOU MUST CHECK IF THE TYPE OF SERVICE YOU NEED IS AVAILABLE AT THE CORRESPONDING OFFICE.

FOR EXAMPLE: IF THE WORD "VISAS" IS NOT THERE, YOU CAN'T CONTINUE. YOU MUST WAIT UNTIL NEW SLOTS ARE OPEN FOR VISA APPOINTMENTS.

If there is availability, select the corresponding consular office and confirm

Appointments V1.9.2 Schedule an appointment-

Step 1 : Place Step 2 : Services Step 3 : Documents Step 4 : Contact Step 5 : Calendar

Place selection ?

*Country: China Province: *Consular Office: SHANGHAI

Choose your office to continue

Office SHANGHAI

Direction Dawning Center, Hongbaoshi Rd. 500 SHANGHAI

Available appointments: A partir de 4 julio 2022
Falta 0 día(s) para esta fecha. ?

Trámites disponibles: Visas , ...ver más.

Observaciones:

Select

Office confirmation

You must confirm the office since all the captured information will be evaluated with the parameters of the selected office; once confirmed, you will not be able to change between offices during the whole process of creating an appointment. Do you wish to perform your procedure in this office?

¿Deseas realizar tu trámite en esta oficina?

Cancel Accept

After clicking “accept”, scroll down to continue to the section “applicant’s information”

Applicant’s information

Ingresar tu CURP para validar sus datos 

Clave Única de Registro de Población (CURP)

Buscar

¿El solicitante no cuenta con CURP o la persona es extranjera? [Agregar Manualmente](#)

CURP only applies for Mexican citizens

**Foreign nationals should click on
“Agregar Manualmente”**



Solicitantes N° 1 :

You will be able to fill in the applicant's information



Personal dates

*First Name:

*Last Name:

Segundo apellido: **Second last name (only if it applies)**

*Date of birth:

*Sex:

Femenino
Femenino **Female**
Masculino **Male**
No binario **Non-binary**

*Nationality:

*Marital Status:

soltero(a)
Soltero(a) **Single**
Casado(a) **Married**

Lugar de nacimiento **Place of birth**

*Country:

*Province:

There have been glitches in the system making it possible for not every country's province information to be shown properly.

City:

If you cannot see your exact place of birth, please select the closest to it.

¿El solicitante ya ha obtenido un pasaporte y/o matrícula consular previamente?:

Yes No

Only applicable to Mexican citizens. Can be left blank.

¡Atención! No se encontró ningún registro a nombre de esta persona, puedes continuar con la cita.

Click on "verify", once there is a prompt indicating you may continue.

Appointments V1.9.2 Schedule an appointment

Step 1 : Place Step 2 : Services Step 3 : Documents Step 4 : Contact Step 5 : Calendar

Selección trámites ?

00:59:46

Aviso: Se debe programar cita únicamente para el trámite que se requiere. En caso de seleccionar trámites distintos al que requiere, el consulado no podrá atenderle.

Trámites disponibles para

* Selecciona uno o mas trámites ?

Visas

Cancel

Agregar

Continue

ANTES DE PRESENTARSE A SU CITA, CONSULTE EL PAGO DE DERECHOS CORRESPONDIENTE AL TRÁMITE QUE DESEA A TRAVÉS DE LA PÁGINA WEB DEL CONSULADO MÁS CERCANO.

Before going to your appointment, confirm the corresponding fee for the service you are applying for on the Consulate's webpage.

Step 1 : Place

Step 2 : Services

Step 3 : Documents

Step 4 : Contact

Step 5 : Calendar


Selección trámites

 00:59:53

Aviso: Se debe programar cita únicamente para el trámite que se requiere. En caso de seleccionar trámites distintos al que requiere, el consulado no podrá atenderle.

Attention: You must schedule an appointment exactly according to the service you require. If you select a different service, the Consulate won't be able to accommodate you

Trámites disponibles par

* Selecciona uno o mas trámites 

 Visas

After selecting "visas" click "Agregar".
You will see what type of appointments are available



Trámite a realizar Visas

*Tipo de trámite:

*Sub tipo de trámite:

There are two types of appointments for visa:

- "Sin permiso del INM": apply for business or tourism visa
- "Con permiso del INM": apply for a work permit visa, previously requested in Mexico through the National Immigration Institute (INM, in Spanish)

If you can't see the type of appointment you need, it means there is no availability and you will have to wait until new slots are open for that specific service

“Sin permiso del INM”: Apply for business or tourism visa

🏠 Appointments V1.9.2 Schedule an appointment

Step 1 : Place Step 2 : Services Step 3 : Documents Step 4 : Contact Step 5 : Calendar

Selección trámites ? 🕒 00:58:25

Aviso: Se debe programar cita únicamente para el trámite que se requiere. En caso de seleccionar trámites distintos al que requiere, el consulado no podrá atenderle.

Trámites disponibles para ANA YUE

Trámite a realizar Visas

*Tipo de trámite:

Sin permiso del INM

*Sub tipo de trámite:

- Select--
- Visitante sin permiso para realizar actividades
- Visitante sin permiso para realizar actividades
- Visitante con permiso para realizar actividades
- Residente temporal
- Residente temporal estudiante
- Residente permanente

Cancel

- Visitor (Tourism/business: no paid activities, stay for up to 180 days)
- Visitor – 10 years (no paid activities, stay up for up to 180 days after each entry)
- Visitor with permit to engage in paid activities
- Temporary Residence
- Temporary Residence – Student
- Permanent Residence

“Con permiso del INM”:
Apply for a work permit visa, previously requested in Mexico through the National Immigration Institute (INM)

🏠 Appointments V1.9.2 Schedule an appointment-

Step 1 : Place

Step 2 : Services

Step 3 : Documents

Step 4 : Contact

Step 5 : Calendar

Selección trámites ?

🕒 00:58:43

Aviso: Se debe programar cita únicamente para el trámite que se requiere. En caso de seleccionar trámites distintos al que requiere, el consulado no podrá atenderle.

Trámites disponibles para

Trámite a realizar Visas

***Tipo de trámite:**

Con permiso del INM (Validación vía servicio web con el INM) ▼

Sub tipo de trámite:

--Select-- ▼

***No. pasaporte:**

No. documento

Passport number

***appointment.stepTwo.seccion1.nud:**

appointment.stepTwo.seccion1.nud

NUT number (appears in the INM Authorization Letter that you have already received)

Cancel



Continue

From this step forward, the process is the same for both types of visa appointments:

🏠 Appointments V1.9.2 Schedule an appointment

Step 1 : Place Step 2 : Services **Step 3 : Documents** Step 4 : Contact Step 5 : Calendar

Documentos requeridos ? 🕒 00:55:04

Datos adicionales
Additional data

¿El solicitante es naturalizado? ○ Yes No

Seleccione si la persona con discapacidad requiere asistencia de un tutor o pariente para manifestar su voluntad en la solicitud de trámite de pasaporte ? ○ Yes No

These are only applicable to Mexican citizens, mark them as "no" and continue

➡



Step 1 : Place

Step 2 : Services

Step 3 : Documents

Step 4 : Contact

Step 5 : Calendar

Applicant 's address  00:51:57

Address of

*Country:

*Province:

*Direction:

In case of emergency contact: 

*First Name:


*Last Name:

Segundo Apellido:

Email:

*Teléfono principal:

Teléfono adicional:

¿Es la misma dirección del solicitante?  Yes No

Is the address of the emergency contact the same as the applicant's?

If you select "No", you'll be prompted to add the emergency contact's address

Se agrego la misma dirección para la el contacto de emergencia

Cancel

 Continue

Appointments V1.9.2 Schedule an appointment-

Step 1 : Place Step 2 : Services Step 3 : Documents Step 4 : Contact Step 5 : Calendar

00:50:21

Alta disponibilidad Poca disponibilidad Casi sin disponibilidad

July 2022


Sun	Mon	Tue	Wed	Thu	Fri	Sat
					8	9
					15	16
					22	23
					29	30

Resumen de cita.

Lugar: The office you'll be seeing the appointments for will be displayed here

First Name: Applicant's name
CURP :

Trámite(s): You will see the type of visa you'll be applying for: "Con permiso del INM" or "Sin permiso del INM"



When in the calendar, you'll see days when there are available appointments marked with different colors

🕒 00:50:00

● Alta disponibilidad
High availability

● Poca disponibilidad
Low availability

● Casi sin disponibilidad
Almost no availability

July 2022

< > today

Sun	Mon	Tue	Wed	Thu	Fri	Sat
		5	6	7	8	9
		Select day	Select day			
10	11	12	13	14	15	16
	Select day	Select day	Select day	Select day		
17	18	19	20	21	22	23
24	25	26	27	28	29	30
31	1	2	3	4	5	6

🏠 Appointments V1.9.2 Schedule an appointment-

Step 1 : Place Step 2 : Services Step 3 : Documents Step 4 : Contact Step 5 : Calendar

🕒 00:49:46

● Alta disponibilidad ● Poca disponibilidad ● Casi sin disponibilidad

August 2022

< > today

miércoles, 24 de agosto

Sun	Mon	Tue	Wed	Thu	Fri	Sat
31	1	2	3	4	5	6
7	8	9	10	11	12	13
14	15	16	17	18	19	20
21	22	23	24	25	26	27
28	29	30	31	1	2	3
4	5	6	7	8	9	10

10:15am **Book**

10:30am

10:45am

When you select a day in the calendar, it will be marked in blue and on the side panel you will see the available time slots.

Select one and click on the "Book" button

Appointments V1.9.2 Schedule an appointment-

Step 1 : Place Step 2 : Services Step 3 : Documents Step 4 : Contact Step 5 : Calendar

00:48:53

Alta disponibilidad Poca disponibilidad Casi sin disponibilidad

August 2022

¡Tu cita ha sido agendada!

Folio: EP240822101561827786

Fecha: 2022-08-24
Fecha: 10:15:00
Oficina:

[Descarga Confirmación](#) **Download confirmation**

Finalizar

After successfully booking the desired slot, you'll be prompted to download the appointment confirmation.

You will also receive a confirmation e-mail with the confirmation attached as a PDF file (on the address you registered with)

On the day of the appointment, you must bring the printed version of the appointment confirmation.

If you reached the calendar but you see the following message, it means that the slots for the month on display were just booked by other users. You may check the following month or wait for more slots to be open.

The screenshot shows a web application interface for scheduling appointments. At the top, there is a dark header with a home icon and the text 'Appointments V1.9.2 Schedule an appointment-'. Below this is a progress bar with five steps: 'Step 1 : Place', 'Step 2 : Services', 'Step 3 : Documents', 'Step 4 : Contact', and 'Step 5 : Calendar'. The 'Step 5 : Calendar' step is currently active. In the top right corner, there is a clock icon and the time '00:48:20'. Below the progress bar, there is a legend for availability levels: 'Alta disponibilidad' (green dot), 'Poca disponibilidad' (yellow dot), and 'Casi sin disponibilidad' (orange dot). The main content area shows a calendar for 'August 2022' with navigation buttons for previous, next, and 'today' views. The calendar grid shows dates from 31st to 6th. A white dialog box with a red border is overlaid on the calendar, containing the text 'Attention!' and a message in Spanish: 'Lamentablemente los espacios de citas se han terminado, intenta en otro momento, o intenta en otra oficina con disponibilidad.' Below the message is an 'Accept' button.

Appointments V1.9.2 Schedule an appointment-

Step 1 : Place Step 2 : Services Step 3 : Documents Step 4 : Contact Step 5 : Calendar

00:48:20

Alta disponibilidad Poca disponibilidad Casi sin disponibilidad

August 2022 < > today

Sun	Mon	Tue	Wed	Thu	Fri	Sat
31	1	2	3	4	5	6
7	8					
14	15					

Attention!

Lamentablemente los espacios de citas se han terminado, intenta en otro momento, o intenta en otra oficina con disponibilidad.

Accept

If you successfully booked an appointment, you will be able to see it on the main site of the MiConsulado system.

Home Appointments V1.9.2 Check appointments

MiConsulado

Citas en oficinas consulares

This system allows to schedule appointments for offices of the Mexican Secretarial of Foreign Affairs in Mexico or abroad. You may schedule single or group appointments.

Citas de Schedule

Current appointments Appointment history

Date	Time	Folio	Applicant	Office	Service	Status	Actions
2022-08-24	10:15:00	XXXXXXXXXXXXXXXXXX	XXXXX	XX	XXXXXXXXXXXXXXXXXX	Programada	 

If you couldn't download the confirmation after booking, or didn't receive it by e-mail, you can download it here

Previous 1 Next